

**KLEEN BREAK MODEL 425 BREAKAWAY
FHWA NCHRP 350 APPROVED**



- SHEAR BOLT KIT MAKES REINSTALLATION INEXPENSIVE AND SAFER FOR ROAD CREWS



- KLEEN BREAK RECEIVER 360° INDEXABLE
- HOLDS 100% OF SIGN POST CAPACITY
- INEXPENSIVE AND VERSATILE
- FOR 2" SQUARE POSTS



- LOCKING WEDGE SPEEDS UP INSTALLATIONS
- WORKS ON TOP OF CONCRETE, INTO WET CONCRETE, AND SOIL INSTALLATIONS



XCESSORIES SQUARED

Development & Manufacturing Inc.
Traffic Sign Support Products

7350 W. State Rte. 104
Auburn, IL 62615
Toll Free: (800) 621-7948
Fax: (217) 438-3917
Email: info@x-sqrd.com
www.x-sqrd.com



Development & Manufacturing Inc.
Traffic Sign Support Products

**MASH-16 and
NCHRP 350 COMPLIANT**

GROUND-MOUNTED
sign support systems

16 FULL-SCALE CRASH TESTS
conducted at Texas A&M Transportation
Institute's RELLIS Research
and Testing Facility

SIMPLE, EFFICIENT, and FAST
installation and maintenance


**INCREASES WORKER
and DRIVER SAFETY**

www.x-sqrd.com

REDI-TORQUE MODEL 280 SLIP BASE MASH-16 COMPLIANT




- 0° AND 90° FULL-MATRIX CRASH TESTED AS SINGLE-POST ASSEMBLY
- 0° FULL-MATRIX CRASH TESTED AS MULTI-POST ASSEMBLY



- WORKS WITH 2 1/2" SQUARE POSTS AND 2 7/8" OD ROUNDS



- WORKS WITH WET CONCRETE, SOIL, AND SURFACE MOUNTINGS



MASSH-400 SIGN POST STRUCTURE MASH-16 COMPLIANT




- 0° FULL-MATRIX CRASH TESTED AS 2-LEG SIGN POST STRUCTURE
- SINGLE POST ALSO ALLOWED



- REDI-TORQUE HARDWARE
- HINGE USED FOR ALL MULTI-POST INSTALLATIONS
- FAST INSTALLATION AS WELL AS REINSTALLATION
- 4' X 8GA GALVANIZED POST, SAME HARDWARE USED FOR ALL POSTS
- REDUCES RISKS, IMPROVES SAFETY, AND LOWERS COSTS




ADJUST-A-SIGN MOUNTING SYSTEM MASH-16 TESTED



- WORKS WITH EXTRUDED SIGN PANELS AS WELL AS WITH FLAT SIGN PANELS



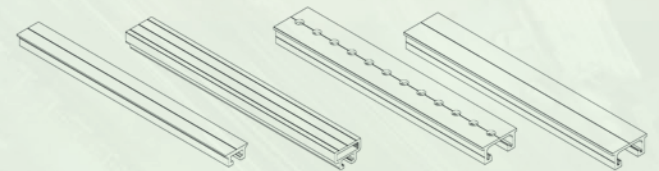

- BRACKETS TO FIT MOST SIZES OF SQUARE SIGN POSTS AS WELL AS ROUND SIGN POSTS
- ASB200 CRASH TESTED WITH MULTIPLE SIGN SYSTEMS



- WORKS WITH SQUARE POSTS, ROUND POSTS, AND W-BEAM SIGN POSTS



- WORKS WITH MAST ARM AND VERTICAL POLES AS PART OF OUR POLE CAT PRODUCT



- SEVERAL PROFILES AVAILABLE, EACH PROVIDING BENEFITS
- STATE DOTs TYPICALLY SELECT ONE OR TWO PROFILES TO SATISFY THEIR NEEDS